



## INVISIBLE CLASSIC

### Standard duct unit SMMSu



#### Highlights

- Very quiet
- Optimal air distribution possible
- External fresh air supply possible

Standard duct unit for combination with VRF outdoor units of the MiNi-SMMS-e, SMMS-e, SMMS-u, and SHRM-e model series. Air can be supplied into the room discretely with the lowest speed via one or more air outlets. Available in twelve capacity levels from 1.7 to 16.0 kW.



#### Performance

- High energy efficiency
- Can be integrated unseen into false ceilings
- Self-cleaning function
- Low-noise, 3-step fan
- External, static pressure can be set up to 120 Pa
- Auto diagnostic system



#### Flexibility









- A flanged collar connection is available for the exhaust
- Air intake possible from below or behind
- Washable, long-life dust filter
- Optional WiFi control via smartphone, tablet, or PC



#### Technical details

- Low unit overall height of only 275 mm
- External fresh air supply possible up to 15% of the nominal airflow
- Integrated drain pump with a discharge head up to 85 cm
- External receiver kit for infrared remote control possible
- Can be combined with all cable remote controls
- Automatic restart after power blackout adjustable

## Standard duct unit SMMSu

Technical data			MMD-UP0051BHP-E
Cooling capacity	kW		1,70
Power consumption (min./nom./max.)	kW		0,055
Heating capacity	kW		1,90
Power consumption (min./nom./max.)	kW		0,055
Airflow	m <sup>3</sup> /h		360/450/540
External static pressure	Pa		30/40/50/65/ 80/100/120
Sound pressure level (low/med/high)	dB(A)		29/26/23
Sound pressure level (low/med/high)	dB(A)		29/26/23
Liquid pipe diameter	mm (inch)		6,4 (1/4)
Suction gas pipe diameter	mm (inch)		9,5 (3/8)
Condensate pipe diameter	mm		VP25 (25/32)
Power supply	V/Ph+N/Hz		220-240/1/50
Running current	A		0,35
Running current	A		0,35
Current consumption (nom.)	A		0,35
Refrigerant			R410A
Dimensions (HxWxD)	mm		275 x 700 x 750
Weight	kg		23

 Cooling  Heating

The measuring conditions for this product can be found at <http://www.toshiba-klima.at/en/measuring-conditions.html>



**Energy Label:** Energy label **A+ to A+++**, indicates the power consumption and energy efficiency class.



**HI POWER:** Particularly strong airflow for quickly reaching the requested temperature.



**ErP Ecodesign:** All criteria of **ECODESIGN**-guideline are fulfilled and confirm highest system efficiency.



**Auto diagnostic:** Check of system for flawless operation.



**Hybrid inverter control:** Smooth capacity regulation.



**Eco Mode:** Energy saving function.



**Rotary compressor:** Reliability and high efficiency.



**Quiet Mode:** Particularly low noise level - whispering mode.



**Twin rotary compressor:** Long-lasting, smoothly running and highest efficiency.



**Comfort Sleep:** Gradual increase of temperature by 2 °C until morning.



**R410A:** Used refrigerant: R410A.



**Power Selection:** Capacity regulation and therefore power savings of up to 25, 50 or 75%.



**R32:** Used refrigerant: R32.



**Floor Mode:** Natural floor warming effect for greater comfort.



**Wifi ready:** Optional control of the system via a smartphone.



**Preset Mode:** Activates individual settings at the touch of a button.



**KNX:** Optional KNX bus connection.



**One Touch Mode:** Fully automatic operation adapted to your needs.



**Dust filter:** Washable filter against coarse contamination.



**Timer:** Individual programming of on-/off times.



**IAQ filter:** Fine mesh filter with natural substances.



**Off Timer:** Shutdown of the unit at chosen times (30 min to 12 h).



**Active carbon-catechin filter:** Cleansing filter with enzymes from green tea.



**Week Timer:** Up to four settings per day and seven per week.



**Plasma filter: Pure Mode:** Electrostatic filter system.



**Automatic Restart:** After a power blackout.



**Air ionizer:** Negative ions cover polluted particles in the air. Dust, pollen and smoke are neutralized.



**8 °C frost protection function:** Frost protection for uninhabited rooms.



**Self-cleaning function:** Usage of condensate water for cleaning.



**Louver:** Flexible setting of louvers.



**Auto Mode:** Automatic selection between cooling and heating.



**3D Airflow:** 6 different airflow patterns in all directions.